

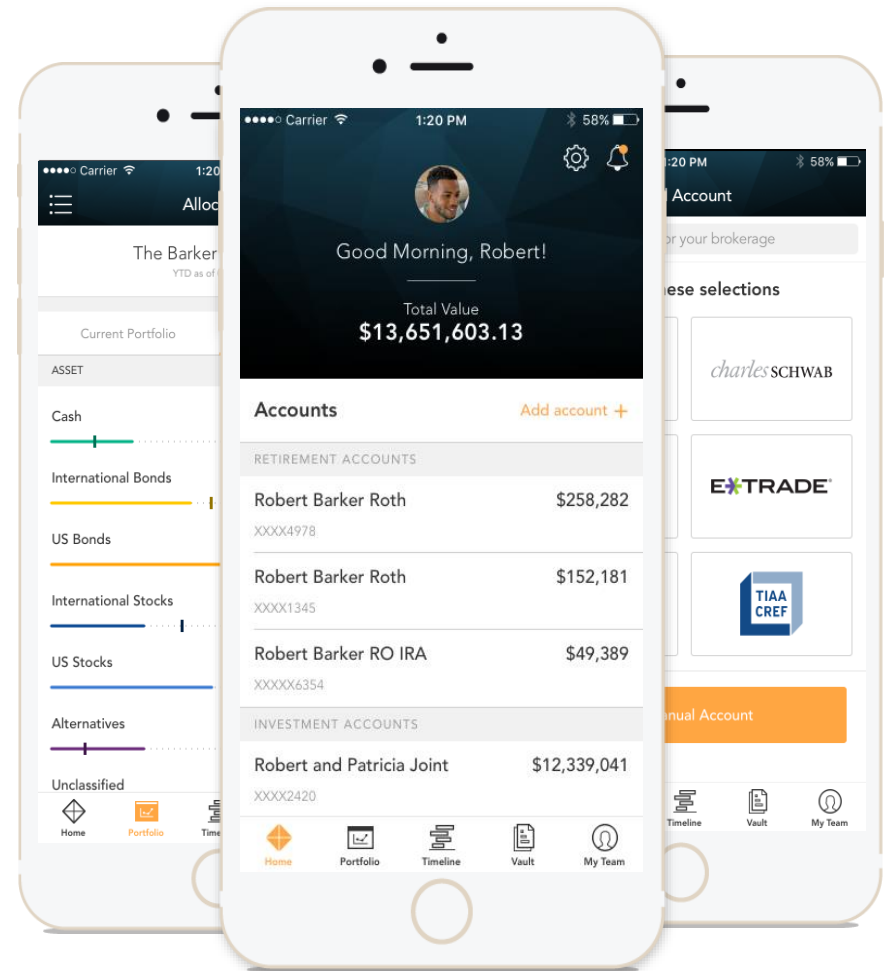
**WELCOME TO
YOUR PERSONAL
FINANCIAL PORTAL**



HARTLINE

Personalized For You

From your portal, you have access to unique information and insights, account details, your investment dashboard, a document vault, instant access from any of your devices, and more.



Stay Connected to Your Financial Picture

Home Page

At-a-glance view of pertinent account information

Portfolio

Dynamic view of your entire portfolio

Vault

Easily keep track of and share your important financial and legal documents

Net Worth

A detailed list of your accounts and balance sheet report with aggregation capabilities

Login Questions

Helpful hints

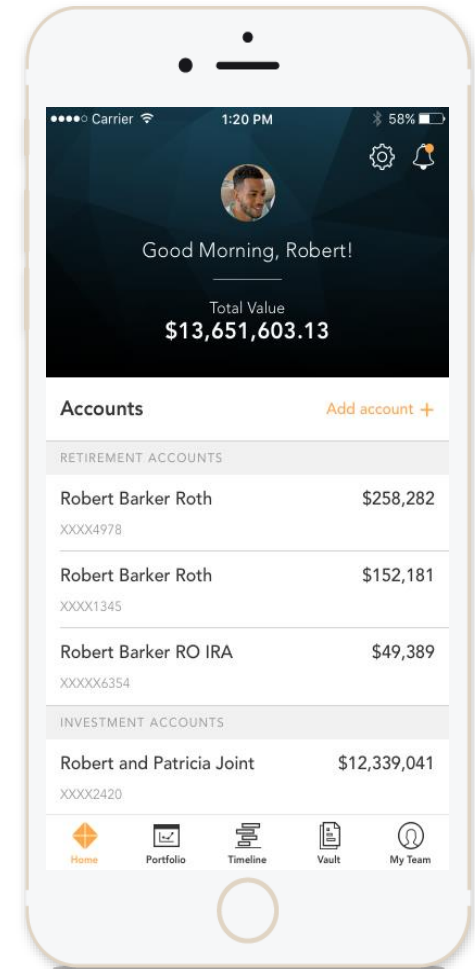
Home Page

When you log in, you'll see your personalized home page. Across the top, you have quick access to the other pages of your portal.

Your accounts and total portfolio value are listed front and center. Next to your accounts, you'll also find your top holdings for quick reference.

You can stay connected to your financial team with clickable links to phone numbers, emails, and office locations.

You can also quickly contact your advisor while on the go. In addition to contacting us, we will send you communications and updates from your team—all directly within the portal.



Home Page

View notifications from your advisor



Good Morning, Christina!

Total Value
\$5,017,475.46

Accounts

Category	Account Name	Value
Brokerage	Rogers Joint Account	\$601,201.59
	XXXXXXXXXXXX1886	
Individual	Rogers FI Strategy	\$799,952.63
	XXXXXXXXXXXX6736	
Mortgage	Rogers Primary Mortgage	-\$381,421.35
	XXXXXXXXXXXXGAGE	
Retirement	Nick Rogers IRA	\$288,301.53
	XXXXXXXXXXXX68EC	
Trust	Rogers Family Trust	\$1,497,107.51
	XXXXXXXXXXXX2263	
	Rogers Irrevocable Trust	\$149,083.21

Quickly view your accounts as an aggregate total or grouped by category

D DELIVER WEALTH MANAGEMENT


<https://bd3.bdreporting.com>

✉ info@sscinc.com
☎ 904-241-2444
📍 9000 Southside Blvd Suite 7500, Jacksonville, FL 32256


About Us

Today, Deliver Wealth Management's commitment to your success is as strong as ever. Our ability to deliver has been strengthened by our vast global portfolio of technology applications and services. Our combined business units deliver innovative solutions to more than 10,000 families and institutions worldwide. Together with our clients, we are continuing to transform the wealth management industry.


My Financial Team



Brad McDonald
Advisor



George Wayne
Advisor



Erica Campbell
Portfolio Manager

Communicate or schedule an appointment with your financial team directly

Watch List

[Manage Watch List >](#)

SSNC	57.17
SS&C TECHNOLOGIES HLDGS INC COM	-0.24
ce	100.43

Pick and choose stocks, ETF and mutual funds that matter to you to track daily

Home Page Continued..

The dashboard is titled "DELIVER WEALTH MANAGEMENT" and features a navigation bar with "HOME", "NET WORTH", "PORTFOLIO", "TIMELINE", and "VAULT". The user's name "ERICA" is visible in the top right corner.

Trust

Rogers Family Trust	\$1,497,107.51
XXXXX2263	
Rogers Family Trust	\$1,365,935.91
XXXXX7163	
Charles Family Trust	\$267,510.13
XXXX4995	
Rogers Irrevocable Trust	\$149,083.21
XXXXX1639	

Education

Michelle's 529	\$115,130.21
XXX4595	
Rogers 529	\$41,126.11
XXXXX9539	
Connor's 529	\$11,488.44
XXXXX0129	

Credit Cards

Rogers American Express	-\$65,000.00
XXXXXXXXAMEX	

Corporate

Charles & Co.	\$395,593.73
XXXXX0970	
Rogers & Co.	\$180,782.31
XXXXX5090	

Real Estate

Top Holdings

XOM	13%
ROGERS HOME	13%
DFSMX	9%
CHDVX	5%
VDIGX	4%
DFTIX	3%
CVSIX	2%
CASH	2%
SAMBX	2%
FPACX	2%

External Links

- Wells Fargo
- Bank of America
- Suntrust
- The Future of BD's Client Experience
- Black Diamond

Google

All You Need to Know About Last Night's 2020 Democratic Debate - The New York Times
Oct 16th, 2019

Turkey's leader rebuffs US call for Syria ceasefire, says he'll meet Pence, not just Trump - USA TODAY
Oct 16th, 2019

White House directed 'three amigos' to run Ukraine policy, senior State department official tells House investigators - The Washington Post
Oct 16th, 2019

Pete Buttigieg and Beto O'Rourke's feud over assault weapon buybacks boils over at the Democratic debate - Vox.com
Oct 16th, 2019

View your top holdings at a glance

Use the quick links we have provided to view our latest blog posts, events etc

We have provided you more links to latest news feeds to provide rich information within your portal!

My Accounts

HOME NET WORTH ▾ PORTFOLIO ▾ TIMELINE VAULT

Accounts

\$5,017,475.46

Total Value

12 Accounts

0 Added Institutions

Add outside or manual accounts to view your entire financial picture from one secure location

Add Account

My Accounts: 12

Collapse All

Account Number	Account Name	Custodian	Value ▼	As of Date	Last Updated
> XXXXX2263	Rogers Family Trust	Fidelity IWS	1,497,107.51	12/31/2015	--
> XXXXXXHOME	Rogers Family Home	Manual Account	1,100,000.00	12/31/2015	--
> XXXXX8865	Rogers FI Strategy	MorganStanley	799,952.63	12/31/2015	--
> XXXXX8-AI	BD Capital Partners	Alternative Investme...	756,440.72	12/31/2015	08/03/2015
> XXXXX1886	Rogers Joint Account	Schwab PC	601,201.59	12/31/2015	--
> XXXXX68EC	Nick Rogers IRA	National Financial	288,301.53	12/31/2015	--
> XXXXX5090	Rogers & Co.	TD Ameritrade	180,782.31	12/31/2015	--
> XXXXX1639	Rogers Irrevocable Trust	Pershing Advisory So...	149,083.21	12/31/2015	--
> XXXXX6736	Rogers Individual	LPL Financial Accounts	49,901.19	12/31/2015	--
> XXXXX9539	Rogers 529	Pershing Advisory So...	41,126.11	12/31/2015	--
> XXXXXXAMEX	Rogers American Express	Manual Account	-65,000.00	12/31/2015	--
▼ XXXXXXXXXXXGAGE	Rogers Primary Mortgage	Alternative Investme...	-381,421.35	12/31/2015	--

Asset Name	Symbol	Value	Units @ price	Last Updated
Rogers Primary Mortgage	1388_ROGERS_MTGE	-381,421.35	-381,421 @ \$1.00	12/31/2015

Click on accounts to view holding level detail

Balance Sheet

Export your data table directly to excel

Balance Sheet

As of 12/31/2015 ▾

↓ Export

Add Account

TOTAL NET WORTH
\$5,017,475.46

ASSETS

\$5,463,896.81

LIABILITIES

\$446,421.35

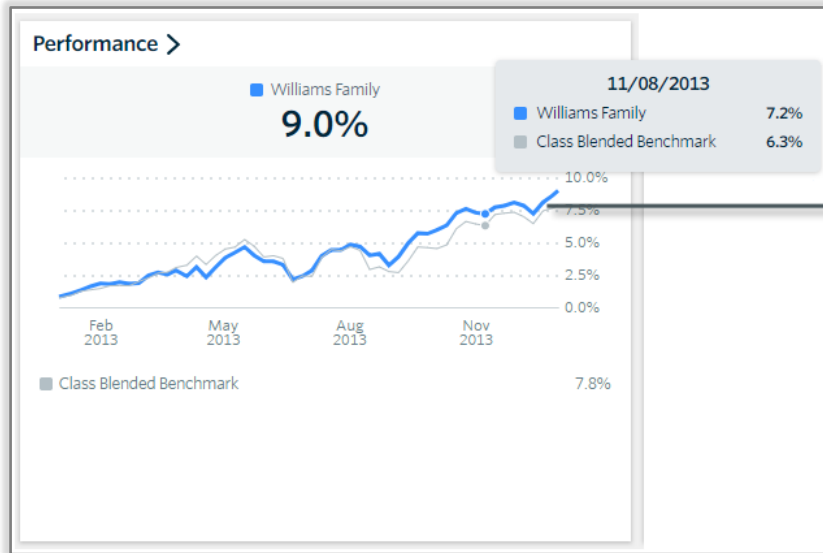
Total Net Worth

Name	Allocation %	Tax Status	Joint	Trust	Other	Total
▼ Net Worth	--		\$1,506,725.52	\$2,777,889.83	\$732,860.11	\$5,017,475.46
▼ Assets	100%		\$1,506,725.52	\$2,777,889.83	\$1,179,281.46	\$5,463,896.81
▼ Investment Accounts	80%		\$1,506,725.52	\$1,677,889.83	\$1,179,281.46	\$4,363,896.81
▼ Brokerage	12%		\$601,201.59		\$49,901.19	\$651,102.78
XXXXX1886 - Rogers Joint Account	11%	Taxable	\$601,201.59			\$601,201.59
XXXXX6736 - Rogers Individual	1%	Taxable			\$49,901.19	\$49,901.19
▼ Retirement	20%				\$1,088,254.16	\$1,088,254.16
XXXXX68EC - Nick Rogers IRA	5%	Tax-Deferred			\$288,301.53	\$288,301.53
XXXXX8865 - Rogers FI Strategy	15%	Taxable			\$799,952.63	\$799,952.63
▼ Trust	30%		\$149,083.21	\$1,497,107.51		\$1,646,190.72
XXXXX2263 - Rogers Family Trust	27%	Taxable		\$1,497,107.51		\$1,497,107.51
XXXXX1639 - Rogers Irrevocable Trust	3%	Taxable	\$149,083.21			\$149,083.21
▼ Education	1%				\$41,126.11	\$41,126.11
XXXXX9539 - Rogers 529	1%	Tax-Deferred			\$41,126.11	\$41,126.11
▼ Corporate	3%			\$180,782.31		\$180,782.31
XXXXX5090 - Rogers & Co.	3%	Taxable		\$180,782.31		\$180,782.31
▼ Partnerships	14%		\$756,440.72			\$756,440.72
XXXXXX8-AI - BD Capital Partners	14%	Taxable	\$756,440.72			\$756,440.72
▼ Real Assets	20%			\$1,100,000.00		\$1,100,000.00
▼ Real Estate	20%			\$1,100,000.00		\$1,100,000.00

View a quick break down of your total net worth's assets and liabilities

Performance Card

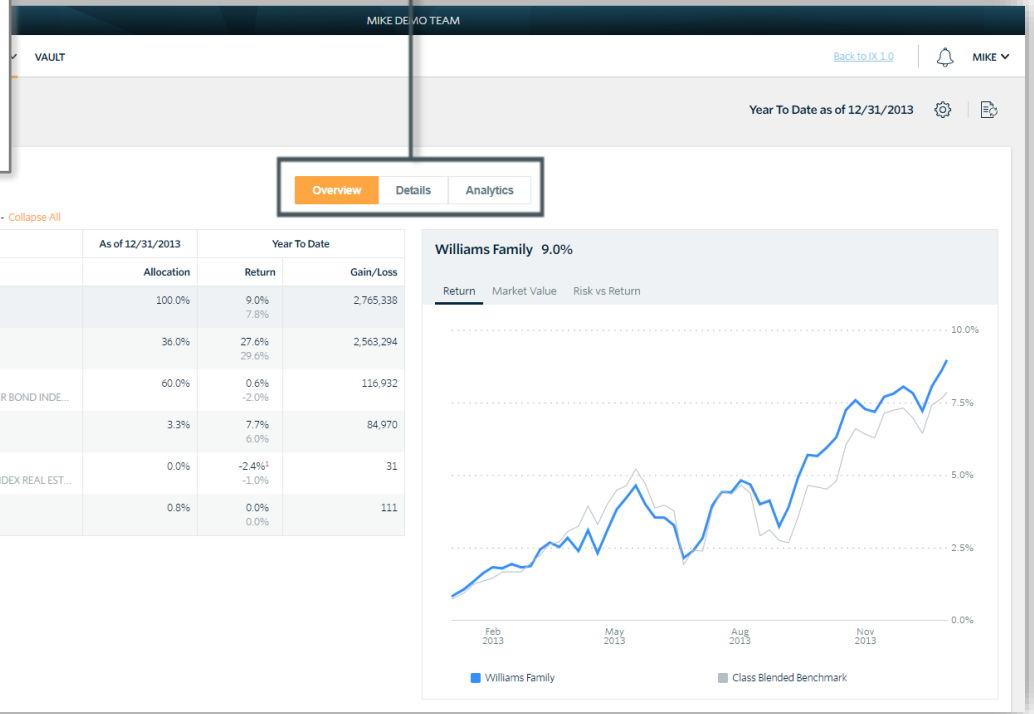
View investment performance across your portfolio



(Consolidated View)

Hover to view returns through a specific date

Change your view to see multiple date ranges or market analytics



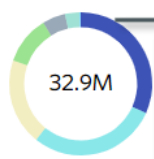
(Expanded View)

Expand and collapse the grouped sections

Allocation

View the allocation breakdown of your portfolio

Allocation >



12/31/2013
 XXXX4442 - Williams - Alliance Bernstein
 Actual: 10,435,640
 Weighting: 31.7%

Group By: Account/Class

XXXX4442 - Williams - Alliance Bernstein	31.74%	10.44M
XXXXX2303 - Williams Trust - PIMCO	28.99%	9.53M
XXXX7621 - Williams Foundation	19.57%	6.44M
XXXXX5416 - Williams Rev Trust	10.95%	3.60M
XXXXX2968 - Williams Managed Growth Fund	5.18%	1.70M

Hover to view grouping level allocation detail

Toggle your view between a single day snapshot and a drift chart for allocation over time

(Consolidated View)

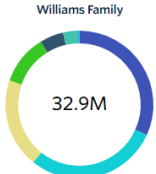
Change the data grouping from the dashboard or the expanded card

Williams Family Filter

Year To Date as of 12/31/2013

< Allocation

Snapshot Drift Collapse Chart



XXXX4442 - Williams - Alliance Bernstein	31.74%	10.44M
XXXXX2303 - Williams Trust - PIMCO	28.99%	9.53M
XXXX7621 - Williams Foundation	19.57%	6.44M
XXXXX5416 - Williams Rev Trust	10.95%	3.60M
XXXXX2968 - Williams Managed Growth Fund	5.18%	1.70M

< Previous 1 / 2 Next >

Name	Symbol	Units	Allocation of Total	Ending Value
Williams Family	--	--	100.0%	32,879,952
> XXXX4442 - Williams - Alliance Bernstein	--	--	31.7%	10,435,640
> XXXX7621 - Williams Foundation	--	--	19.6%	6,436,044
> XXXXX2303 - Williams Trust - PIMCO	--	--	29.0%	9,532,897
> XXXXX2968 - Williams Managed Growth Fund	--	--	5.2%	1,703,995
> XXXXX5416 - Williams Rev Trust	--	--	10.9%	3,600,059
> XXXXX6082 - Tina Hickson	--	--	0.3%	90,994
> XXXXX6-AI - BD CAPITAL PARTNERS	--	--	3.3%	1,080,322

Group By: Account/Class Expand Level - collapse All

(Expanded View)

Activity Summary

View activity and changes in your portfolio or account balance



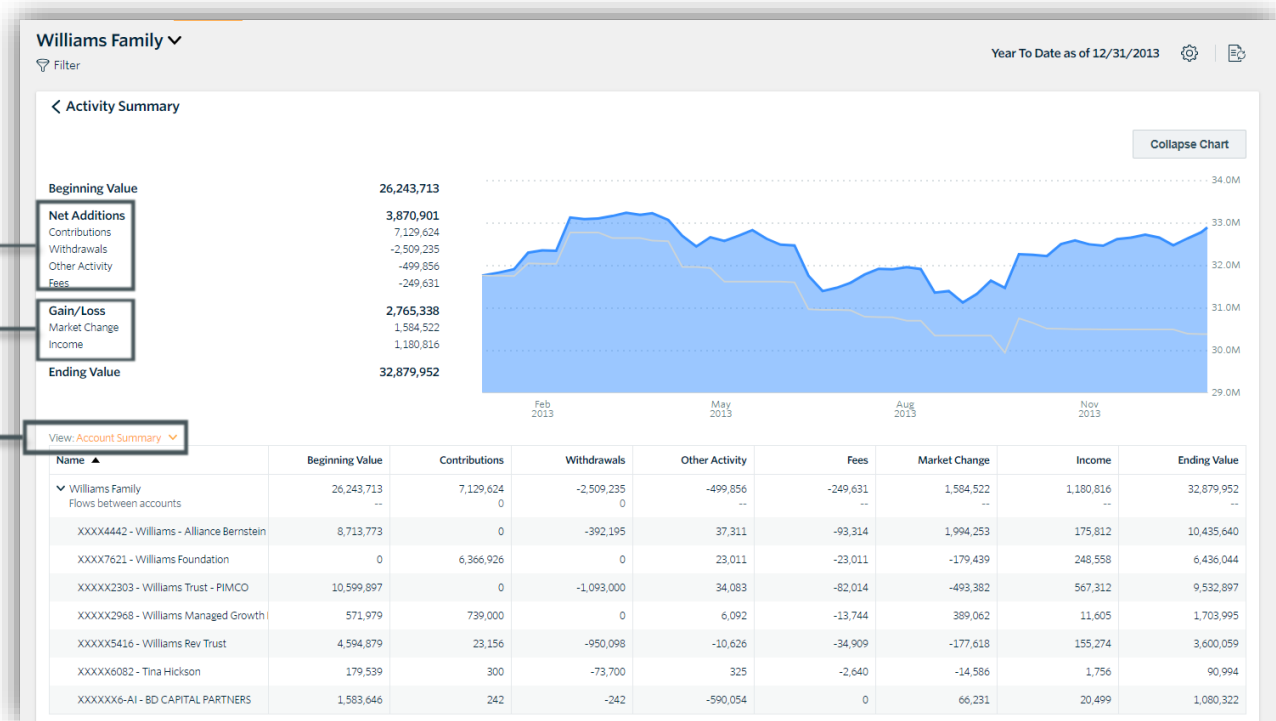
(Consolidated View)

Hover over graph to view net addition and market value information for a specific date

View breakout of additions and withdrawals

See income and performance breakouts

Toggle to view either summary detail or transactions



(Expanded View)

Transactions

View and filter the most recent transactions in your portfolio

Transactions >

Date	Type - Symbol	Amount
12/31/13	Management Fee - CASH	-12,871
12/31/13	Management Fee - CASH	-34,083
12/31/13	Dividend - FTExx	3
12/31/13	Management Fee - CASH	-37,311
12/31/13	Income Reinvestment - SCHWAB...	0
12/31/13	Management Fee - CASH	-325
12/31/13	Interest - FCASH	0
12/31/13	Capital Gains - DXJ	237
12/31/13	Capital Gains - DXJ	99
12/31/13	Dividend - DXJ	201

(Consolidated View)

Filter by transaction (available filters are determined by your advisor)

Settings ✕

Supervised

All Assets
 Supervised Only
 Unsupervised Only

Transaction Type Filter
 Select filters to apply to data table (not applicable to the Dashboard Summary)

[Select All - Deselect All](#)

Buys Capital Gains Contributions
 Sells Income Withdrawals
 Management Fees Alternatives
 Expenses Other

Apply
Cancel

Williams Family ▾

Filter Year To Date as of 12/31/2013 ⚙️ 📄

< Transactions

Date ▾	Account Number	Account Name	Action	Type	Asset Name	Symbol	Units	Price	Amount	Description
12/24/13	XXXXX2303	Williams Trust - PIMCO	Buy	Buy	FEDERAL HOME LN BK CONS DISC NOTES 0.000% 01/02/14 B/EDTD 01/02/13	313385RG3	200,000	100	199,988	--
12/24/13	XXXXX2303	Williams Trust - PIMCO	Sale	Sale	FEDERAL HOME LN BK CONS DISC NOTES 0.000% 01/02/14 B/EDTD 01/02/13	313385RG3	200,000	100	-199,988	--
12/24/13	XXXXX6082	Tina Hickson	Buy	Buy	ISHARES INC MSCI MEXICO	EWW	36	68	2,438	--
12/23/13	XXXXX6082	Tina Hickson	Buy	Buy	ISHARES INC MSCI MEXICO	EWW	33	67	2,218	--
12/23/13	XXXXX6082	Tina Hickson	Buy	Buy	WISDOMTREE JAPAN HEDGED EQUITY	DXJ	45	50	2,266	--
12/23/13	XXXXX6082	Tina Hickson	Sale	Sale	MARKET VECTORS ETF TR VIETNAM ETF	VNM	675	18	-12,406	--

Filters - 2 Types
Buys Sells

Sort column headers to quickly organize your transactions

(Expanded View)

Gain Loss

View realized and unrealized gain/loss information for your investments

Gain Loss >

Unrealized	+	Realized	=	Total
1.4M		9.8K		1.4M
Unrealized Gain Loss				1,380,914
% UGL				5.41%
Short-Term				227,571
Long-Term				1,153,343
Realized Gain Loss				9,785
% RGL				91.32%
Short-Term				--
Long-Term				9,785

(Consolidated View)

View your high level gain/loss breakdown from the dashboard

Sort column headers to quickly organize your cost basis information

Williams Family Filter Year To Date as of 12/31/2013 Settings Print

< Gain Loss

Group By: Account/Class | Expand Level - Collapse All

Name	Symbol	Open Date	Units	Cost Basis	Price	Accrual	Ending Value	Unrealized ST	Unrealized LT
Williams Family	--	11/26/2008	--	25,504,539	--	170,188	32,879,952	227,571	1,153,343
> XXXXX6-AI - BD CAPITAL PARTNERS	--	11/26/2008	--	658,884	--	0	1,080,322	12,817	408,621
> XXXX6082 - Tina Hickson	--	01/14/2013	--	74,447	--	28	90,994	2,347	--
> XXXX4442 - Williams - Alliance Bernstein	--	09/10/2012	--	10,087,945	--	0	10,435,640	3,397	173,269
> XXXX7621 - Williams Foundation	--	01/23/2013	--	1,320,139	--	0	6,436,044	-24,283	--
> XXXX2968 - Williams Managed Growth Fund	--	02/14/2013	--	847,690	--	478	1,703,995	187,223	--
> XXXX5416 - Williams Rev Trust	--	09/19/2012	--	3,082,653	--	45,822	3,600,059	-7,227	524,632
> XXXX2303 - Williams Trust - PIMCO	--	11/01/2012	--	9,432,780	--	123,861	9,532,897	53,297	46,820

Expand and collapse the grouped sections

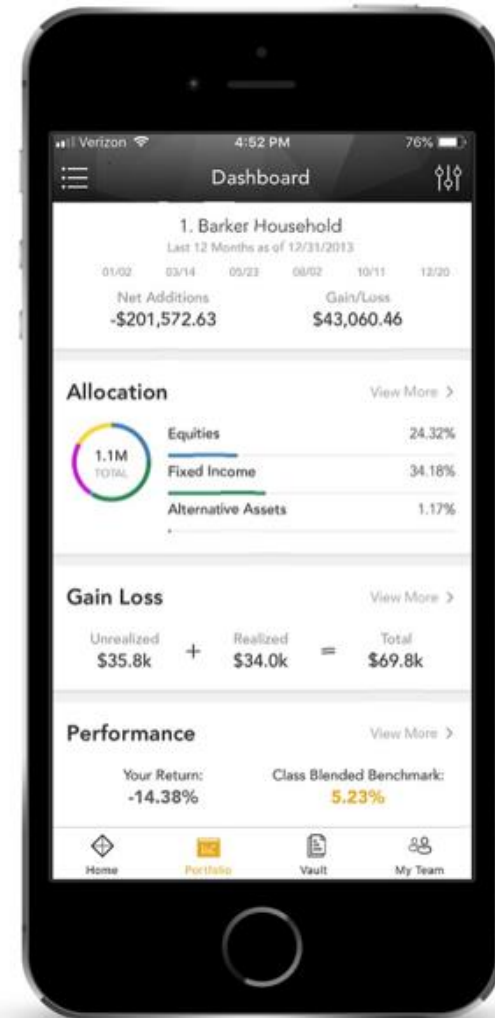
(Expanded View)

Portfolio

The Portfolio dashboard is where you can view additional details about your portfolio. The dashboard gives you a dynamic overview of your portfolio with performance cards highlighting key information of your portfolio.

To get even more detail, you can click on the title of each card. You can also use the drop-down menu to switch between the different cards quickly.

All of this is completely customizable using the filters to select specific date ranges, portfolios, or accounts.



Portfolio

Run Reports directly from your portal

HOME NET WORTH ▾ PORTFOLIO ▾ TIMELINE VAULT

Rogers Family ▾

Filter

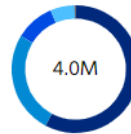
Change your portfolio or filter for specific accounts

Activity Summary >



Beginning Value	3,638,764.70
Net Additions	242,897.54
Gain/Loss	100,813.21
Ending Value	3,982,475.46

Allocation >



Group By: Classes ▾

Equities	58%	2,302,709.73
Fixed Income	26%	1,031,065.75
Alternative Assets	10%	394,600.65
Cash & Equivalents	6%	245,141.14
Unclassified	0%	8,958.79

Quarter To Date as of 12/31/2015



Net Worth >

Your Net Worth
5,017,475

Update Supervised and Performance Return settings

Assets



Liabilities



Performance >

Rogers Family
2.65%



Gain Loss >

Unrealized	1.8M	+	Realized	-43.7K	=	Total	1.8M
Unrealized Gain/Loss	1,805,876.70						
% UGL						31.55%	
Short-Term						249,116.05	
Long-Term						1,556,760.65	
Realized Gain/Loss			-43,662.01				
% RGL						-35.87%	
Short-Term						-10,183.78	
Long-Term						-33,478.24	

Transactions >

Date	Type - Symbol	Amount
12/31/15	Management Fee - CASH	-122.70
12/31/15	Management Fee - CASH	-122.70
12/31/15	Management Fee - CASH	-65.26
12/31/15	Income Reinvestment - GMBXX	0.11
12/31/15	Dividend - GMBXX	0.11
12/31/15	Buy - GMBXX	0.11
12/31/15	Management Fee - CASH	-444.81
12/31/15	Management Fee - CASH	-444.81
12/31/15	Management Fee - CASH	-236.55
12/31/15	Management Fee - CASH	-692.30

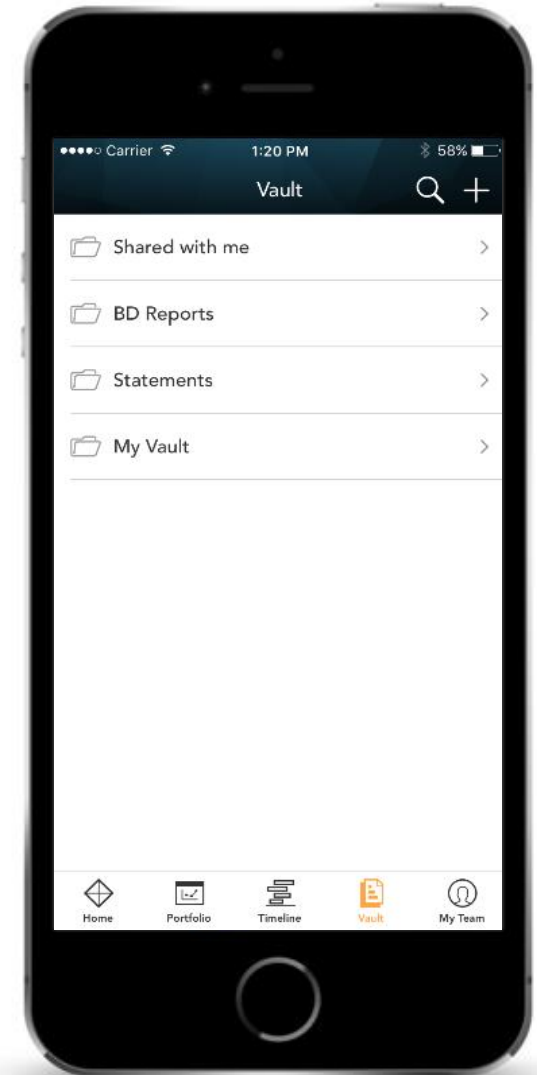
Vault

Securely sharing and managing documents is key to working with your wealth management team. The Vault page is where you can keep track of all your important financial and legal documents.

From here, you can organize your documents into folders, drag-and-drop to upload new documents, and easily move files from one folder to another.

The Vault is also an area where we can share documents with each other through the Shared Folders option.

From the Statements and Reports folders, you have quick access to view investment focused reports created by your financial team.



Vault

Securely store documents/files, share items with your financial team, view generated reports and custodial statements

HOME NET WORTH PORTFOLIO TIMELINE VAULT

- My Files
- Shared With Me
- Trash
- Reports
- Statements

My Files

Search...

Rename Share Move Delete Download New



	Name	Owner	Last Modified	File Size	
<input checked="" type="checkbox"/>	Michael's Documents	M. Persin	05/08/2018	--	Michael's Docume... Mike Persin Owner 05/08/2018 -- Created On Size
<input type="checkbox"/>	Tax Documents	M. Persin	05/08/2018	--	


Quickly edit, move or download your files as needed


Drag and drop your files into the document space to upload

Login Problems

How to access your account if you have trouble signing in to the site

Username 
Password 
Sign In
[Trouble Logging In?](#)

Error! Invalid username and password combination. 

Error! Your user account has been locked. Please click "Trouble logging in?" to unlock your account. 

Trouble logging in?
What's the problem?
[I forgot my password.](#)
[I forgot my username.](#)
[I need to unlock my account.](#)

Select "Trouble logging in?" on the sign-in page for help

You will receive an email with a link to access the site
Follow the steps provided to resolve login issues

Please use the link below to reset your password:
<https://bd3.bdreporting.com/Auth/Default/ResetPassword/CtEU7X0gT0StVRValXJGdA>
This is a temporary link and will expire in 2 days.
If you did not request this password reset, please contact your administrator.
Thanks,
Black Diamond
--- This is an auto generated email. Please do not reply. ---



HARTLINE

Investment Corporation

~~If you have any questions, please contact us.~~

We are always here for you.

Brian Hart

brian@hartlineinv.com

Neal Bhardwaj

neal@hartlineinv.com